

FARM-TO-FRIDGE

ESSENTIAL QUESTION

How does milk go from being in a cow to being in my kitchen?

DESCRIPTION OF UNIT

Students will explore how a dairy farm operates and where milk comes from.


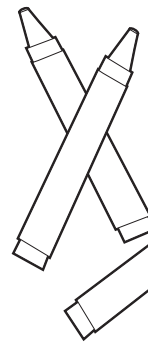
MATERIALS NEEDED

For initial lesson

1. Review the *Where Does Your Milk Come From?* pamphlet to learn dairy farm facts, what Florida cows eat, and even how farmers make good neighbors.
2. *Farm-to-Fridge* video
3. **Bulletin Board Builders** – cow driving the milk truck, the grocery store, the farm, and the calf and farmer

For Extend and Enrich the Learning!

1. Word Game – *My Day at the Dairy Farm* learning sheet – one per student
2. *Cow Puzzler* sheet – one per student
3. **Books** – *Life on a Dairy Farm* by Ruth Owen – grades K-3
What Happens on a Dairy Farm by Kathleen Pohl – grades K-3
Producing Dairy and Eggs by Jane Bingham – grades 4-8



VOCABULARY

- **Dairy** – milk and foods made from milk
- **Farm** – land used to raise animals or grow crops
- **Pasteurization** – the process of heating a liquid to a high temperature to kill germs and bacteria
- **Herd** – a group of animals that live together
- **Udder** – the part of the cow that hangs below the belly and produces milk
- **Agriculture** – the science of farming – producing crops, raising animals, or enriching the soil

LESSON

Share Decorate your board or a classroom area with the Bulletin Board Builder pieces of the cow driving the milk truck, the grocery store, the farm, and the calf and farmer.

Ask I want everyone to think of the process of milk getting to the grocery store. Can anyone put these pictures in order for me? What would come first in getting the milk to a store? Next? After that? (You can let several students try.)

Explain how milk gets from a cow into a grocery store, then watch *Farm-to-Fridge* video and learn more!

Questions for Learning

Ask the students to use what they have learned to explain how milk gets from an adult cow to a grocery store. Review key words like dairy farm, pasteurization and udders.


Extend and enrich the learning!

1. Use the *Word Game - My Day at the Dairy Farm* learning sheet to review some dairy farm facts.
2. Take some time to review the *Cow Puzzler* and the answers. As a class, work together to answer each part of the crossword puzzle.
3. As a class, read one of the following books:
Life on a Dairy Farm by Ruth Owen – grades K-3
What Happens on a Dairy Farm by Kathleen Pohl – grades K-3
Producing Dairy and Eggs by Jane Bingham – grades 4-8

Check for Understanding and Wrap It Up!

Have students share their completed *Word Game - My Day at the Dairy Farm* sheets and enjoy laughing with one another. Review vocabulary and concepts and have a moo-velous time learning more about milk.

<h1>WORD GAME</h1>		Fill in the following blanks and then plug the answers into the story below to create your own adventure at the dairy farm!
1. Day of the week:	9. Color:	_____
2. City in Florida:	10. Girl's name:	_____
3. Boy's name:	11. Dairy food:	_____
4. Adjective:	12. Dairy drink:	_____
5. Adjective:	13. City in Florida:	_____
6. Triple digit number:	14. Grocery store:	_____
7. Triple digit number:	15. Your name:	_____
8. Color:	_____	_____

<h2>MY DAY AT THE DAIRY FARM</h2> <p>Last 1. _____, my parents took me to 2. _____ to visit my Uncle 3. _____'s dairy farm. I'd never been to a farm before, so I was very 4. _____.</p> <p>When we got there, I was amazed at how 5. _____ the place was. My uncle took us on a tour of the whole farm. Can you believe he has more than 6. _____ acres of land and 7. _____ cows? Some were 8. _____ and some were 9. _____.</p> <p>It was pretty hot outside, so my Aunt 10. _____ brought us some 11. _____ to eat and cold 12. _____ to drink. Then we got to see how all of the cows are milked. Did you know that most cows make 60 pounds of milk every day? That's so cool!</p> <p>My uncle told me that after he gets milk from all of the cows, he drives it to a place in 13. _____ where they test the milk to make sure it's safe for us to drink. Then the milk is sent to stores like 14. _____.</p> <p>I'm so thankful for Florida dairy farmers like my uncle. They work hard to make sure we have fresh, wholesome milk so we can have strong bones and teeth.</p> <p>Written by 15. _____</p>  <p>This is part of the Dairy 101 Kit. Visit floridamilk.com for more information.</p>
--